




Internet Hawaiian Shell News


An Educational publication of the
Hawaiian Malacological Society

June, 2011 Feature 6B




[Next page](#) [Prior page](#) [First page](#) [Last page](#)

Triphoridae




**Figs. A & B Triphoridae:
Mesaphoratessellata
6.7 mm specimen CH309 from Oahu**





**Figs. A & B Triphoridae:
Mesaphora tryoni 5.4 mm specimen CH900 from Oahu**

[Next page](#) [Prior page](#) [First page](#) [Last page](#)

Triphoridae



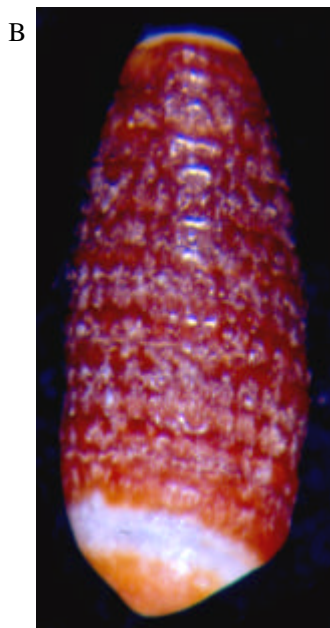
**Figs. A & B Triphoridae:
Mesaphora undata 6.9 mm specimen from Oahu**




**Figs. A & B Triphoridae:
Notosinister alveolatus 8.6 mm specimen CH912**

[Next page](#) [Prior page](#) [First page](#) [Last page](#)

Triphoridae



**Figs. A & B Triphoridae:
Notosinister atratis
4.4 mm specimen CH926 from**




**Figs. C & D Triphoridae:
Notosinister episcopalis
5.5 mm specimen CH 915 from**

[Next page](#) [Prior page](#) [First page](#) [Last page](#)

Triphoridae

A



**Figs. A Triphoridae:
Notosinister granulatus 5 mm specimen from Oahu**

B




C




**Figs. A Triphoridae:
Notosinister hervieri 5 mm specimen
CH920 from Oahu**

[Next page](#) [Prior page](#) [First page](#) [Last page](#)

Triphoridae



**Figs. A Triphoridae:
Notosinister hopensis 5.5 mm specimen
CH911 from Oahu**




**Figs. A Triphoridae:
Notosinister inotabilis 5 mm specimen**

[Next page](#) [Prior page](#) [First page](#) [Last page](#)

Triphoridae




**Figs. A & B Triphoridae:
Notosinister mcmichael
5.5 mm specimen CH921 from Oahu**




**Figs. D & D Triphoridae:
Notosinister nitidus
5.6 mm specimen CH916 from Oahu**

[Next page](#) [Prior page](#) [First page](#) [Last page](#)

Triphoridae



**Figs. A & B Triphoridae:
Notosinister pusillus
3.7 mm specimen CH924 from Oahu**



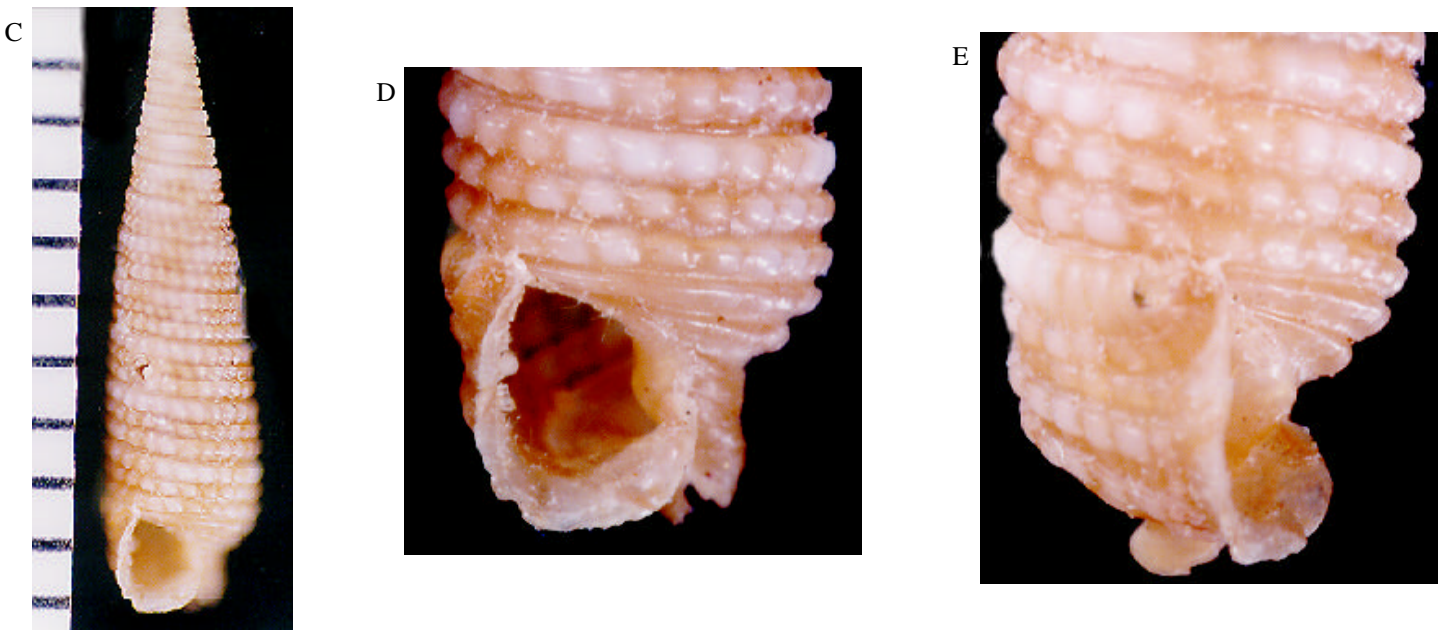
**Figs. A Triphoridae:
Notosinister subaura 6.5 mm specimen from Oahu**

[Next page](#) [Prior page](#) [First page](#) [Last page](#)

Triphoridae



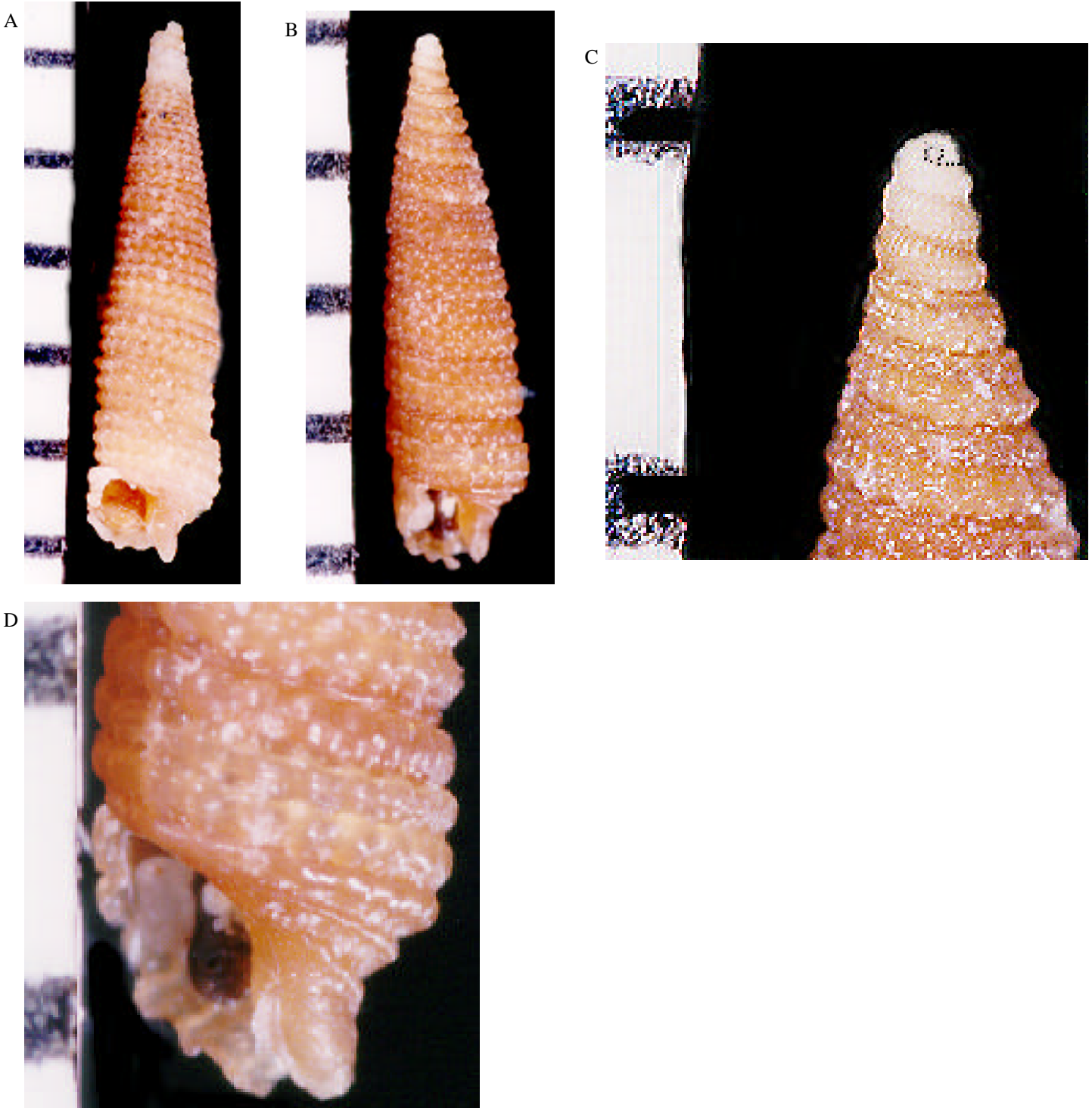
**Figs. A & B Triphoridae:
Notosinister testaceus
6 mm specimen from Oahu**



**Figs. C to E Triphoridae: *Triphora chrysalita* look-alike
10 mm specimen from Oahu**

[Next page](#) [Prior page](#) [First page](#) [Last page](#)

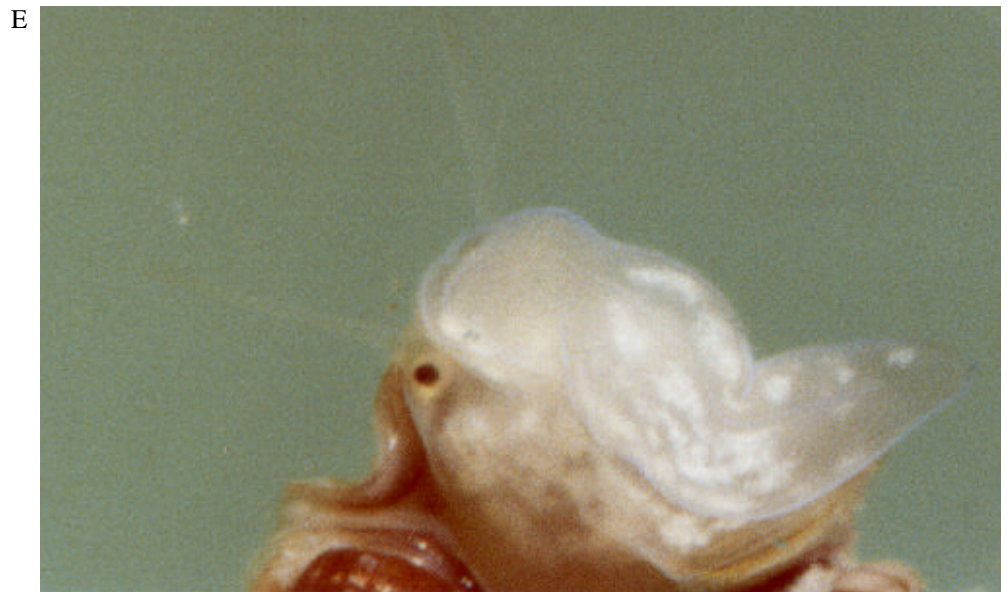
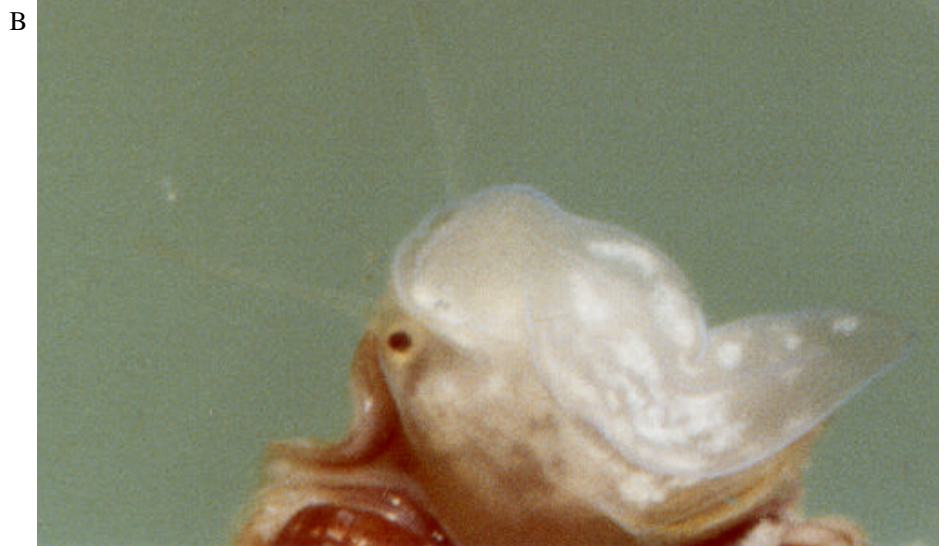
Triphoridae



Triphoridae: 4.9 mm *Triphora* species 386-27 from Oahu

[Next page](#) [Prior page](#) [First page](#) [Last page](#)

Triphoridae



Triphoridae: *Triphora* species 530-96 from Oahu

[Next page](#) [Prior page](#) [First page](#) [Last page](#)

This is the last page